




# Instructional Module Design

Start by creating a new folder  on your Flash drive  name it PPT\_Module

Download the video clips you want to use from  [unitedstreaming.com](http://unitedstreaming.com) Put the clips into the PPT\_Module folder

Create a new PPT Presentation File  Name the file StartHere.ppt and put the file into your PPT\_Module folder

Create your first slide: Splash Screen

Create your remaining slides inserting your text, instructions, and movie clips as necessary.

Create your credits slide (movie citations are available at [unitedstreaming.com](http://unitedstreaming.com))

Check assignment instructions

Here is a suggestion - mix up the color slides as necessary for instruction:

